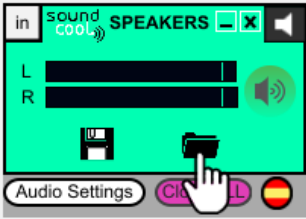
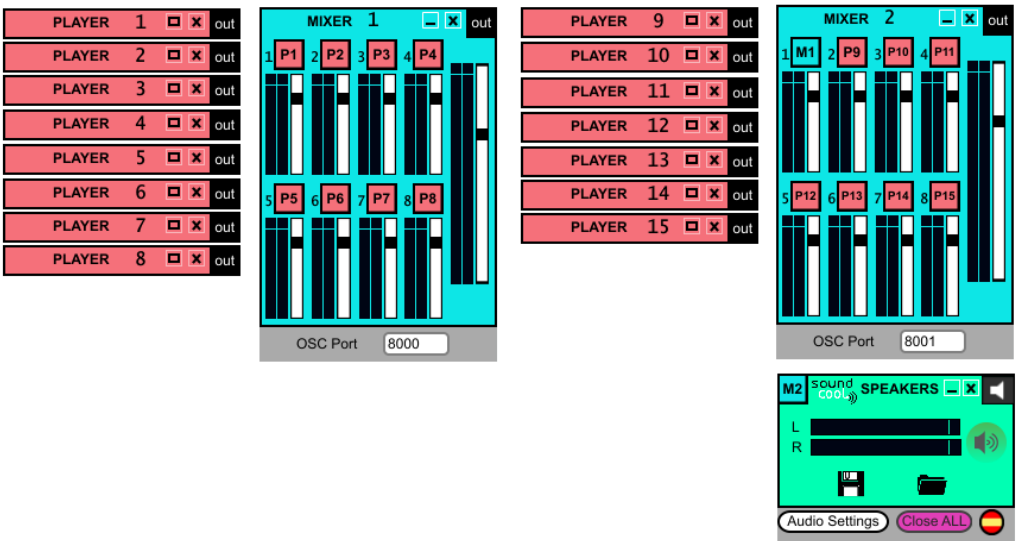


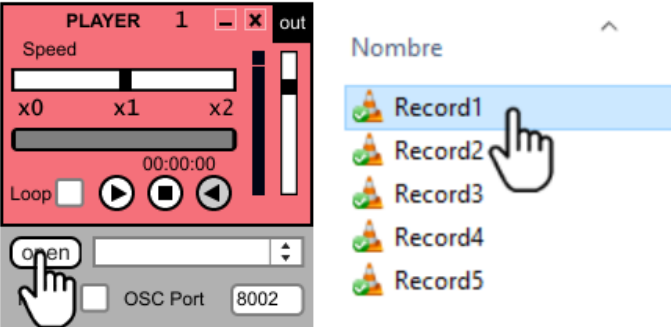
Ejemplo / Example 1.04: Mixers


1. 

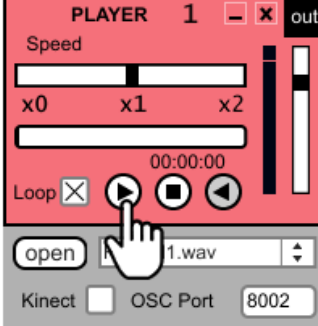
2. 

Como puedes ver, Soundcool permite agregar todas las entradas de audio que quieras, utilizando múltiples mixers conectados unos a otros. / As you can see, Soundcool allows add as many audio inputs as you want, using multiple mixers connected to each others.

3. Configuración Móvil / Mobile Configuration: http://soundcool.org/es/manual#_Toc449082859

4. 

5. 

6. 

7. Repite los pasos 4, 5 y 6 con todos los Players. / Repeat steps 4, 5 and 6 with all Players.

Ahora sigue probando tus propias ideas. Las posibilidades de Soundcool son infinitas!

Now, keep trying your own ideas. Soundcool possibilities are endless!