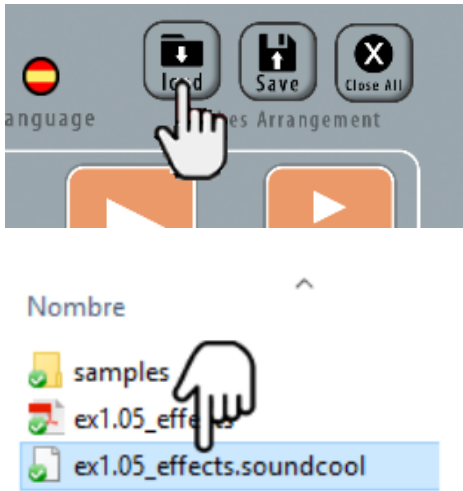
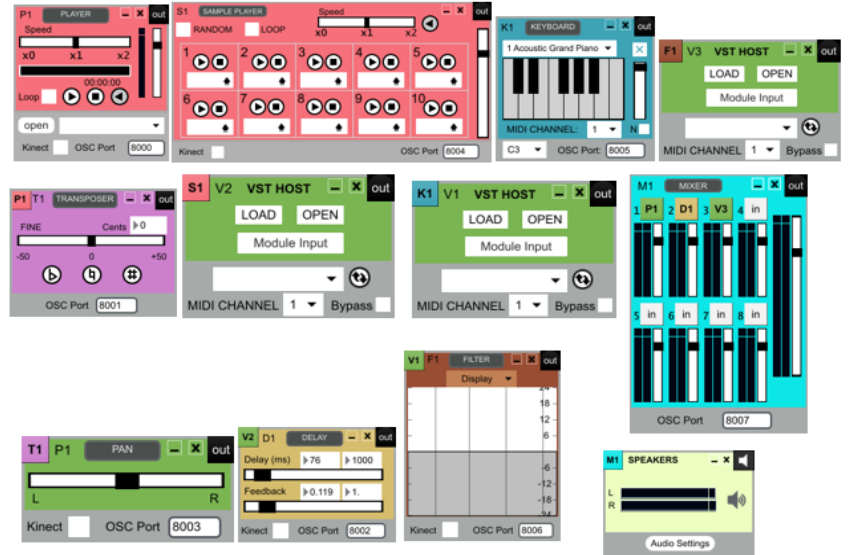


Ejemplo / Example 1.05: Effects

1.



2.

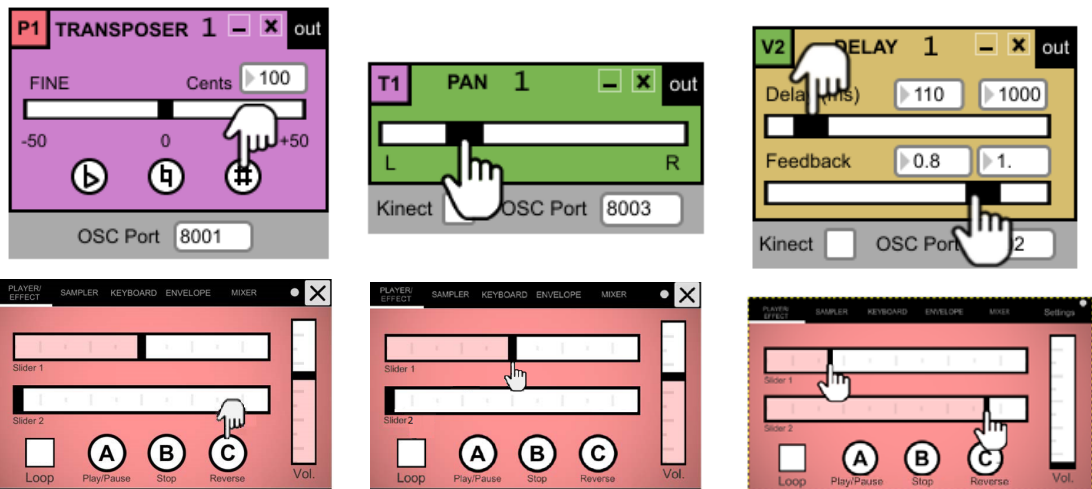


3. Véase Configuración Móvil/See Mobile Configuration: <http://soundcool.org/manual>

4. Abre los sonidos de la carpeta *samples* en el Player y el Sample Player. (Ver ex1.01) / Open the sounds from the *samples* folder in the Player and Sample Player. (See ex1.01)

5.

Modifica los módulos de efectos Transposer, Pan y Delay como tú prefieras, p.ej.: / Modify the effect modules Transposer, Pan and Delay as you prefer, e.g.:



6.

Sigue experimentando con los siguientes efectos. Descarga e instala los VST (ver ex1.02), p.ej.:

- VST Host 2 con efecto Flanger que modifica el Sample Player.
- Filter 1 que modifica al VST Host 1 con el Helm.
- VST Host 3 con efecto Vibrato que modifica al Filter 1.

Keep experimenting with the followings effects. Download and install the VST (see ex1.02), e.g.:

- VST Host 2 with Flanger effect that modifies the Sample Player.
- Filter 1 that modifies VST Host 1 with the Helm.
- VST Host 3 with Vibrato effect that modifies the Filter 1.

Ahora sigue probando tus propias ideas. Las posibilidades de Soundcool son infinitas!

Now, keep trying your own ideas. Soundcool possibilities are endless!