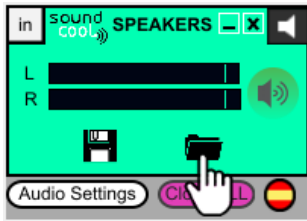


Ejemplo / Example 2.05: Harmonics

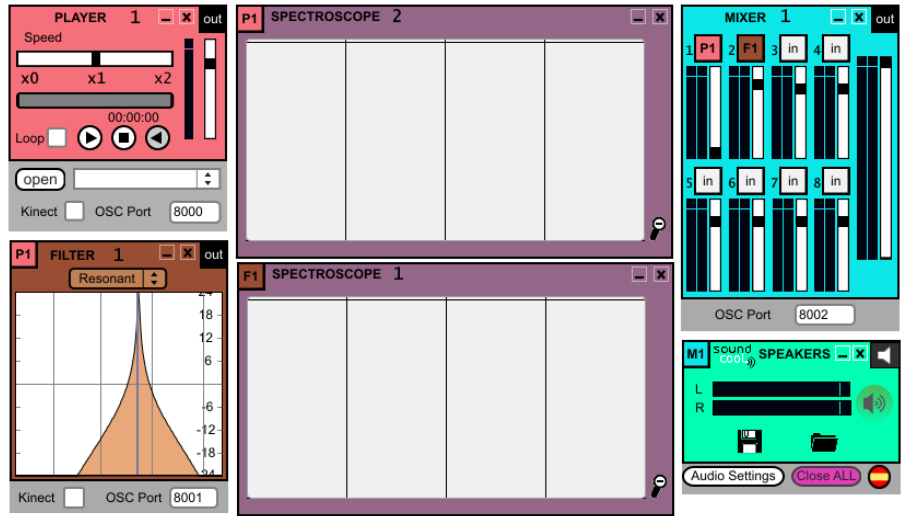
1.



Nombre

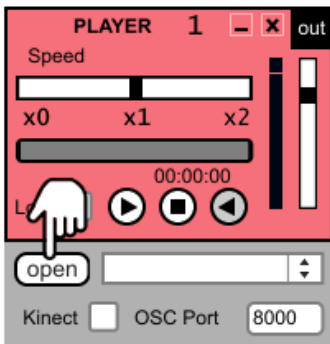
- ex2.05_harmonics
- ex2.05_harmonics.soundcool
- Harmonics C3 Flute Clarinet Bassoon Or...

2.



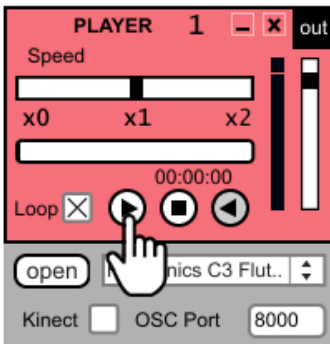
3.

Puedes usar la grabación proporcionada: /
You can use the provided recording:



Nombre

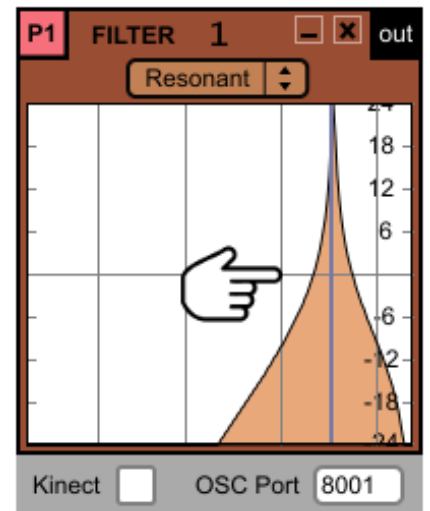
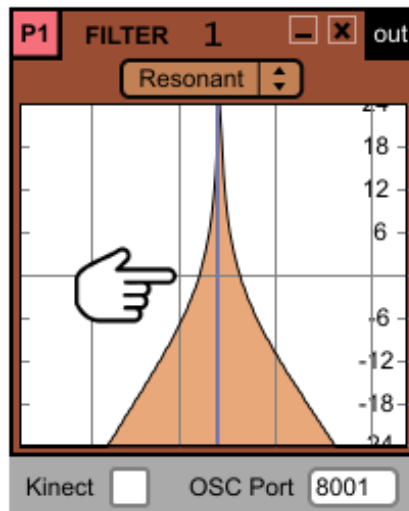
- ex2.05_harmonics
- ex2.05_harmonics.soundcool
- Harmonics C3 Flute Clarinet Bassoon Or...



O utilizar tus propios sonidos (ver ex1.01). /
Or use your own sounds (see ex1.01).

4.

Mueve la frecuencia del filtro para poder ver y escuchar cada armónico por separado. La visualización en el Spectroscopio depende de la grabación utilizada. / Move the filter frequency to see and listen each harmonic separately. The visualization in the Spectroscopio depends on the recording used.



Ahora sigue probando tus propias ideas. Las posibilidades de Soundcool son infinitas!

Now, keep trying your own ideas. Soundcool possibilities are endless!